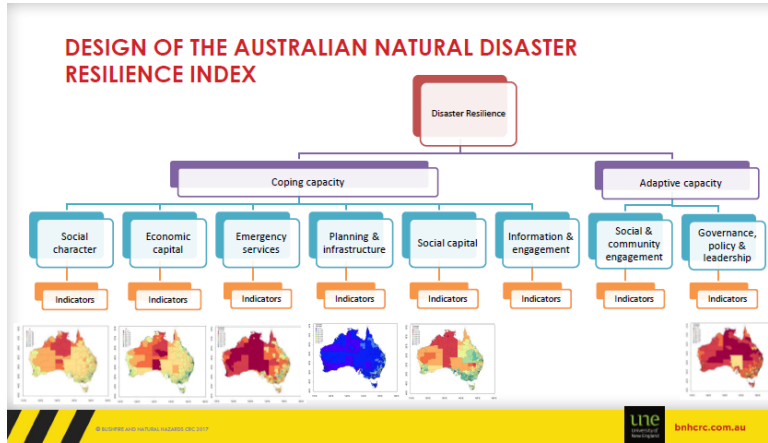


Lifeline and Critical Infrastructure Research: What resonated with me

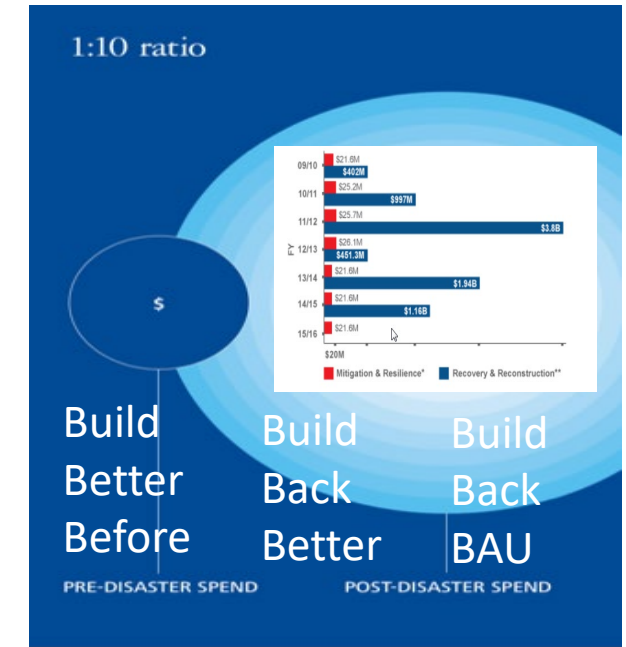
Jo & Ellie: New Zealand Resilient Index



Melissa Parsons: Australia Natural Disaster Resilience Index

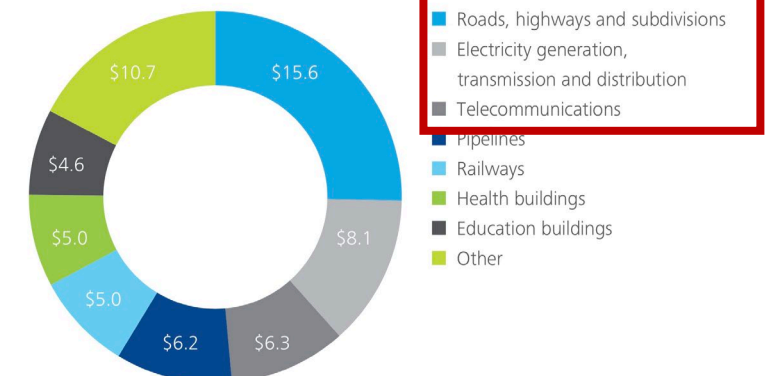


Sujeeva Setunge: Flood prone Bridge Vulnerability



Top 3 Critical Infrastructure during Natural Disasters

Chart 4.2: Breakdown of total infrastructure investment by type, 2014–15 (\$bn)



Source: Deloitte Access Economics, derived from the Australian Bureau of Statistics (2015a; 2015b)
Note: Other includes investments in harbours, water storage and supply, sewerage and drainage, aged-care facilities, transport buildings and bridges

Lifeline and Critical Infrastructure Impact: Blueprint to investigate

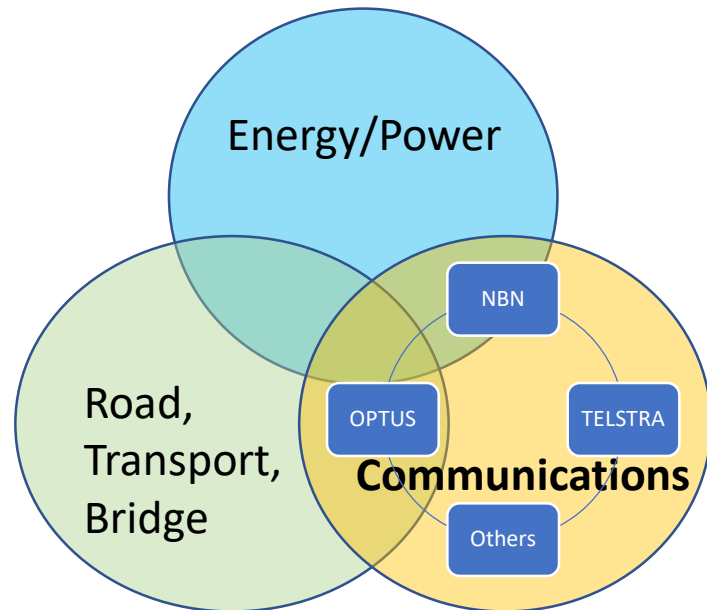
FUTURE PROOFING

Future Climate & Disaster Scenarios

Future-Proof Infrastructure Design Standards & Codes

Critical Infrastructure Resilience Index and Benchmarks

INTER/INTRA SECTOR DEPENDENCIES



GOVERNMENT POLICY & BUDGET

Build Back
BAU



Build Better
Before /
Build Back
Better



Public Infrastructure
Adaptation/Resilience
"Sinking Fund"

Private Sector (tax)
Incentives Investing
into Adaptation &
Resilience Design